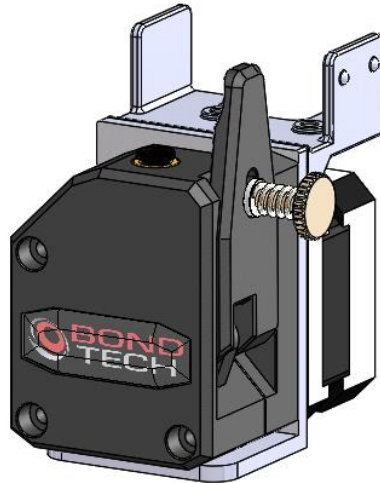






Bondtech BMG Extruder for Wanhao D6



On some printers it is necessary to add an O-ring to the plastic parts that activates the end stop in y-axis as the extruder otherwise can hit the frame when doing a homing to y zero. Take the included O-ring and place it over the white plastic piece on the bearing block and position it so it will hit the end stop according to the photos below.



End stop Y

O-ring

This work is licensed under a [Creative Commons Attribution 4.0 International License](https://creativecommons.org/licenses/by-nc-sa/4.0/).

